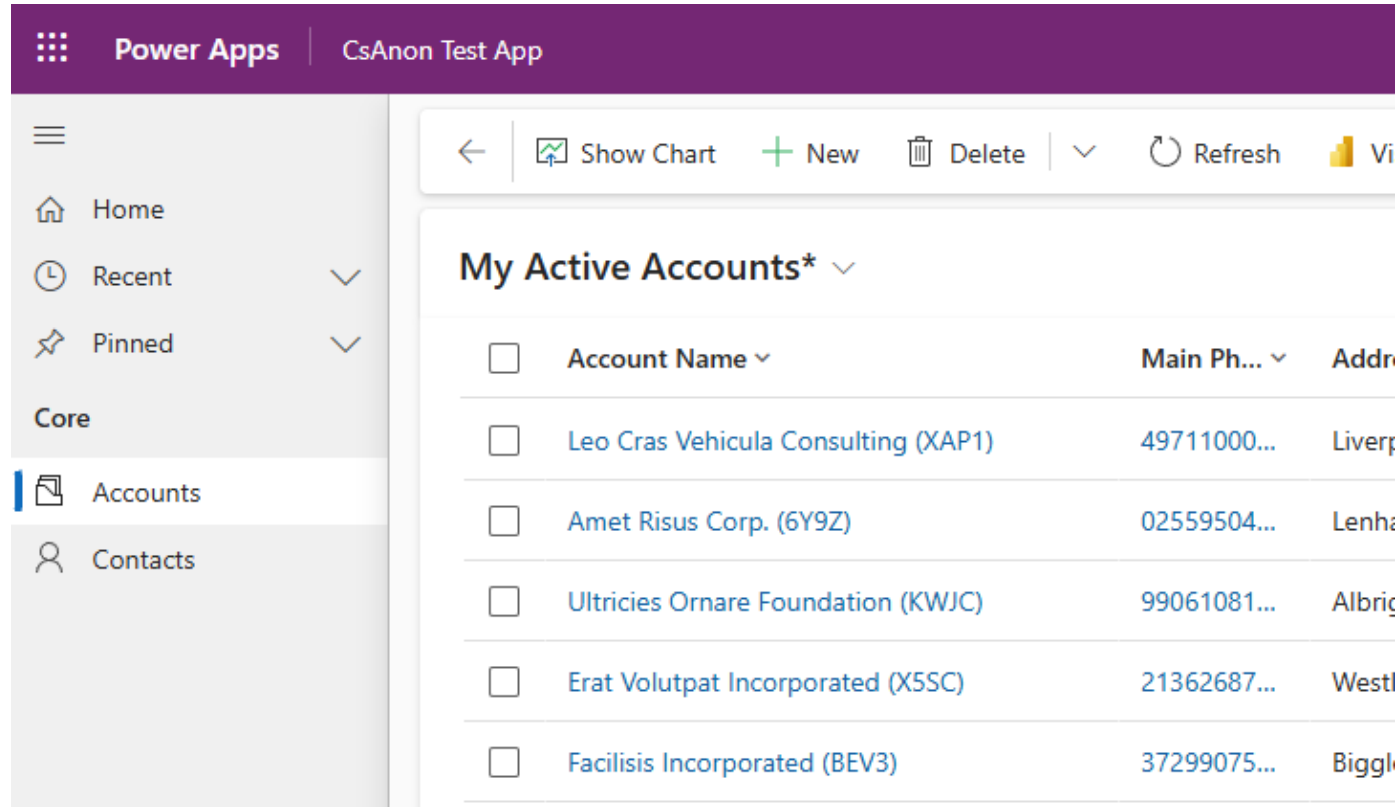


Data Anonymisation Solution



//CareSoft uk

CareSoft Data Anonymisation

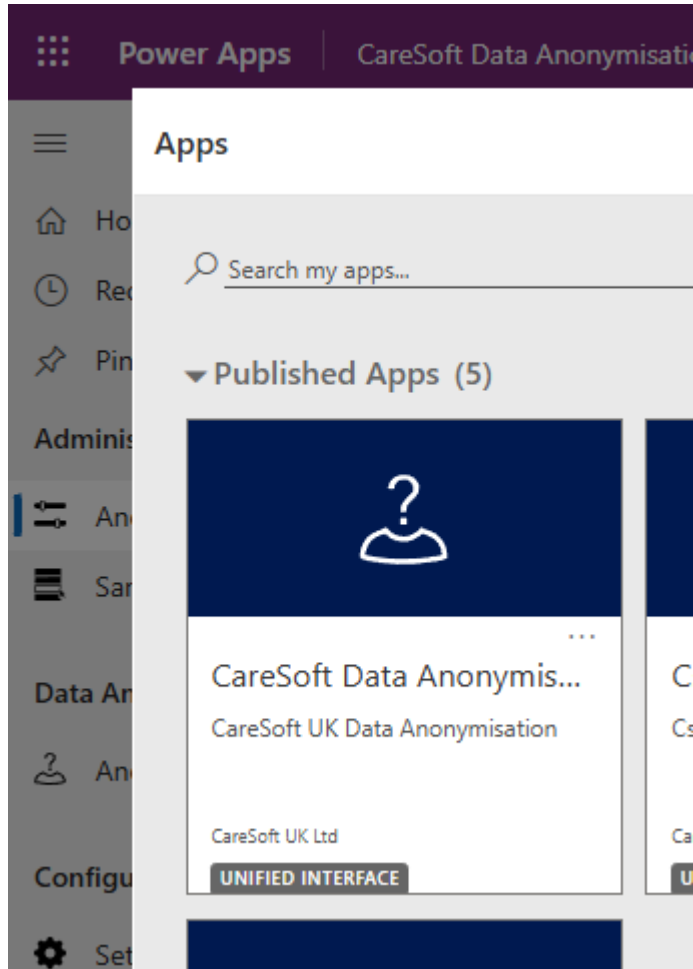


The screenshot shows the Power Apps interface for 'CsAnon Test App'. The left sidebar contains navigation options: Home, Recent, Pinned, Core, Accounts (selected), and Contacts. The main area displays a table titled 'My Active Accounts*'. The table has columns for 'Account Name', 'Main Ph...', and 'Addn'. The data rows are as follows:

<input type="checkbox"/>	Account Name ▾	Main Ph... ▾	Addn
<input type="checkbox"/>	Leo Cras Vehicula Consulting (XAP1)	49711000...	Liverp
<input type="checkbox"/>	Amet Risus Corp. (6Y9Z)	02559504...	Lenha
<input type="checkbox"/>	Ultricies Ornare Foundation (KWJC)	99061081...	Albrig
<input type="checkbox"/>	Erat Volutpat Incorporated (X5SC)	21362687...	Westl
<input type="checkbox"/>	Facilisis Incorporated (BEV3)	37299075...	Biggl

- Anonymises your data quickly and securely.
- Powerful, customisable rules mask your data securely.
- **Synthetic Data Generation:** replaces sensitive data with the meaningful, anonymised data you require.

Data Anonymisation Without Limits



- **Designed for Microsoft PowerApps and Dynamics 365.**
- **Anonymise data without limits:**
Unlimited data volumes and fast processing.
- **Anonymise Data Securely:**
All data remains and is processed within your tenant.
- **Protect Your Data:**
Secure sensitive data and comply with data protection regulations.

Configurable Anonymisation Rules

CareSoft Data Anonymisation

← Show Chart + Quick + New Delete Refresh Visualize this view Email a

Active Anonymisation Rules* Edit columns Edit 1

<input type="checkbox"/> Table ↑ ↓	Field ↓	↑ ↓	Datatype ↓	Description ↓
<input type="checkbox"/> account	accountnumber	1	Text	Incremental Pattern
<input type="checkbox"/> account	address1_line1	1	Address	Address Line 1
<input type="checkbox"/> account	address1_line2	1	Address	Address Line 2
<input type="checkbox"/> account	address1_line3	1	Address	Address Line 3
<input type="checkbox"/> account	address1_city	1	Address	City
<input type="checkbox"/> account	address1_postalcode	1	Address	Postcode

- Quickly and easily configure your own anonymisation rules (or extend the out of the box ones).
- Multiple masking options: create everything from sequenced identifiers to synthetically generated names with matching email addresses.

Configure Your Own Synthetic Data

Power Apps | CareSoft Data Anonymisation

Generated 5/13/2025, 4:16 PM

Manage Sample Data - Saved

Search for tools, help, and more (Alt + Q)

File Home Insert Share Page Layout Formulas Data Review View Help Draw Table Design

Conditional Formatting Format As Table Cell Styles

Insert Delete Format

Comments Editing

A1

1	Text Options	Value	Status	Status Reason
2	Firstname	Neville	Active	Active
3	Firstname	Gillian	Active	Active
4	Firstname	Jerome	Active	Active
5	Firstname	Daphne	Active	Active
6	Firstname	Michelle	Active	Active
7	Firstname	Virginia	Active	Active
8	Firstname	Hayden	Active	Active
9	Firstname	Lucy	Active	Active
10	Firstname	Unity	Active	Active
11	Firstname	Sean	Active	Active
12	Firstname	Chancellor	Active	Active
13	Firstname	Janna	Active	Active
14	Firstname	Samuel	Active	Active

Manage Sample Data

Workbook Statistics End Mode

Give Feedback to Microsoft 100%

Save Return

Rows: 5000+

- Synthetic data generation comes out of the box with a huge sample dataset.
- Quickly manage and extend it exactly as you require using Microsoft Excel Online.

Anonymise Your Data

The screenshot displays the 'CareSoft Data Anonymisation' application interface. On the left is a navigation sidebar with sections: 'Administration' (containing 'Anonymisation Rules' and 'Sample Data') and 'Data Anonymisation' (containing 'Anonymisation Jobs'). Below these are 'Configuration' and 'Settings'. The main area is titled 'New Anonymisation Job' and includes a toolbar with icons for back, forward, save, save & close, cancel job, and flow. The 'General' tab is active, showing fields for 'Status Reason' (set to 'New'), 'Start' and 'End' dates, 'Pause System Audit' (toggle set to 'No'), 'Delete Audit Data' (toggle set to 'No'), 'Created By', and a 'Status Message' text area.

- **Anonymise your data with just two clicks.**
- **Configure anonymisation to pause the system audit (and prevent data leaks).**
- **Bulk delete historical system audit data in parallel.**
- **Use Anonymisation Test Mode to anonymise a sample batch of data for review.**

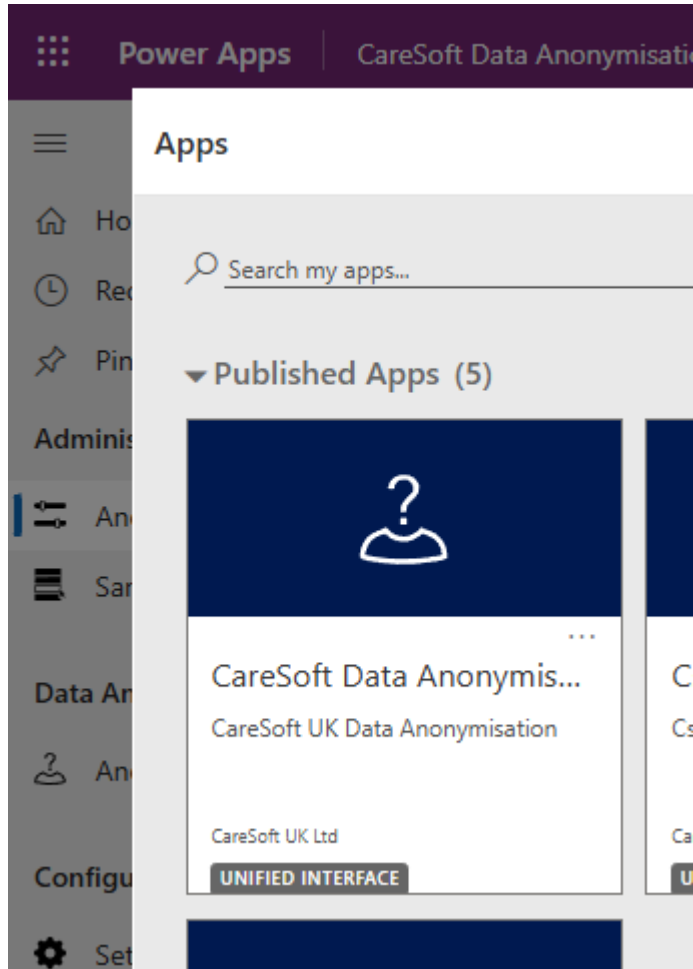
Monitoring Data Anonymisation

The screenshot displays the CareSoft Data Anonymisation application interface. The left sidebar contains navigation options: Home, Recent, Pinned, Administration (Anonymisation Rules, Sample Data), Data Anonymisation (Anonymisation Jobs), and Configuration (Settings). The main panel shows a specific anonymisation job titled "2025-05-13 15:05:02 Anonymisation Job - Saved". The job status is "In Progress". The start time is 5/13/2025 3:53 PM. The job is owned by a user with the initials "MS". The "Pause System Audit" and "Delete Audit Data" options are both toggled to "Yes". The "Created By" field shows the user "MS" as "(Offline)". The "Status Message" section contains two entries: "2025-05-13 15:53:09: Disabled organization audit." and "2025-05-13 15:53:09: Create bulk audit delete job with id 0c55665d-1230-f011-8c4d-000d3ad91d58." Below this, a "Progress" section shows a table with two rows of job details.

Name	Progress	Total Count	Status Reason	Created On	Modified
2025-05-13 15:05:02 Anonymisation Job - acco...	520	20,000	In Progress	5/13/2025 ...	5/13/2025 ...
2025-05-13 15:05:02 Anonymisation Job - cont...	480	20,000	In Progress	5/13/2025 ...	5/13/2025 ...

- Monitor anonymisation progress in real time.
- Monitor system audit actions such as delete in real time.
- In-built error analysis helps you quickly identify and resolve anonymisation data issues if they occur.

Flexible, Cost-Effective Licensing



- Install the solution directly from Microsoft Appsource.
- Test it with a fully functional trial, limited to 1000 records per table.
- License your environment for only £275 (GBP).
- Get free product updates for the duration of your license.
- Transfer your license to another environment (subject to terms and conditions).

See <https://portal.caresoftuk.com/csanon/subscription>

sales@caresoftuk.com

www.caresoftuk.com

The information and pricing in this document is subject to change.
Please see our website for updates.

© 2025 CareSoft UK Ltd
All rights reserved.

//CareSoft uk

